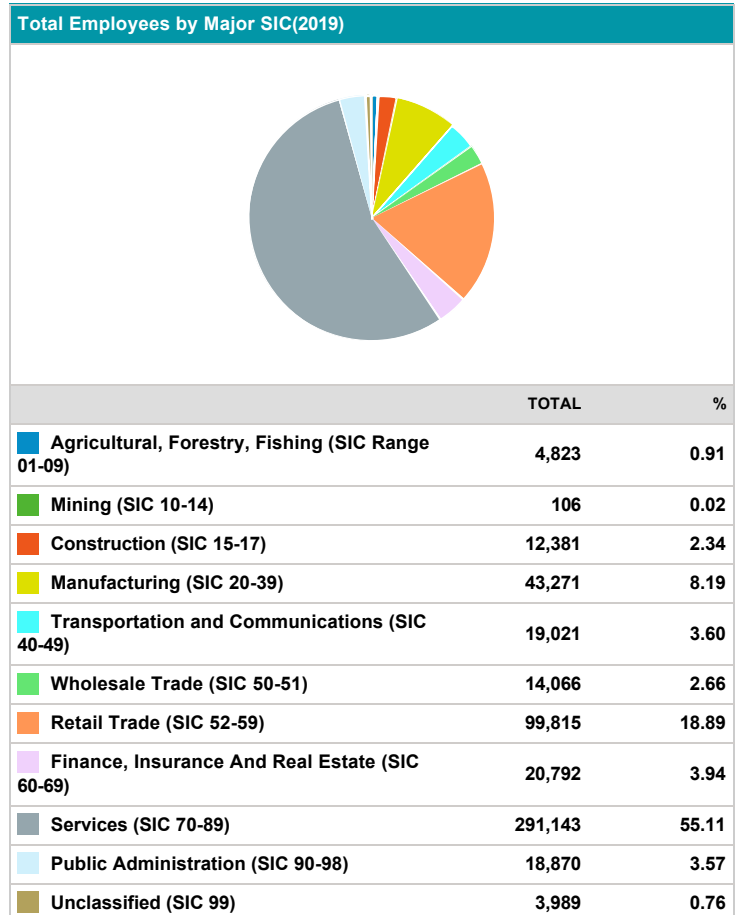
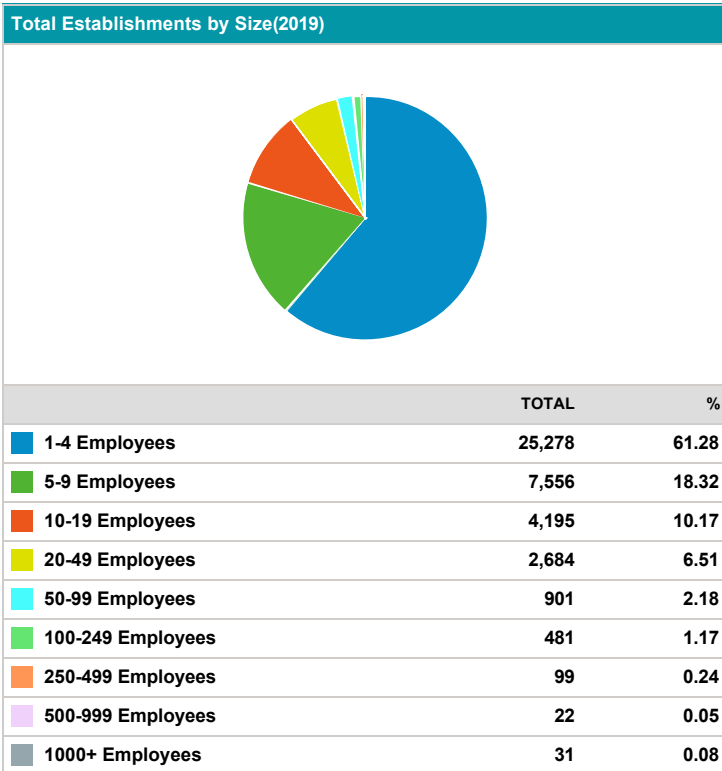


Tecumseh Products Site Orbitec Building

Labor Force Report (45 mindrivetime around Tecumseh Products Site Orbitec Building)

Total Establishments	
	TOTAL
	41,247

Total Employees	
	TOTAL
	528,277



Total Businesses by Establishment Type(2019)

	TOTAL	%
Agriculture, Forestry and Fishing	238	0.58
Agricultural Services	621	1.51
Coal and Ore Mining	9	0.02
Oil and Gas	8	0.02
General Construction	639	1.55
Heavy Construction	1,255	3.04
Food Manufacturing	68	0.16
Tobacco Manufacturing	1	0.00
Textile Mills	4	0.01
Apparel and Textile Manufacturing	8	0.02
Lumber and Wood Production	39	0.09
Furniture Manufacturing	7	0.02
Paper Manufacturing	15	0.04
Printing and Publishing	209	0.51

Total Employees by Establishment Type(2019)

	TOTAL	%
Agriculture, Forestry and Fishing	1,350	0.26
Agricultural Services	3,473	0.66
Coal and Ore Mining	67	0.01
Oil and Gas	39	0.01
General Construction	3,382	0.64
Heavy Construction	8,999	1.70
Food Manufacturing	1,674	0.32
Tobacco Manufacturing	2	0.00
Textile Mills	13	0.00
Apparel and Textile Manufacturing	56	0.01
Lumber and Wood Production	515	0.10
Furniture Manufacturing	316	0.06
Paper Manufacturing	568	0.11
Printing and Publishing	4,278	0.81

Chemicals	37	0.09
Petroleum Refining	12	0.03
Rubber and Plastics	44	0.11
Leather Manufacturing	1	0.00
Stone, Glass, and Concrete	31	0.08
Metals Fabrication	198	0.48
Machinery and Equipment Manufacturing	566	1.37
Transportation	577	1.40
Travel Services	67	0.16
Transport Services	43	0.10
Communications	255	0.62
Utilities	92	0.22
Durables Wholesale	709	1.72
Non Durables Wholesale	253	0.61
Building Materials, Hardware and Garden	392	0.95
General Merchandise Stores	255	0.62
Food Markets	178	0.43
Convenience Stores	188	0.46
Other Food Stores	292	0.71
Auto Dealers and Gas Stations	836	2.03
Clothing Stores	392	0.95
Furniture Stores	134	0.32
Home Furnishings	172	0.42
Electronics and Computer Stores	142	0.34
Music Stores	33	0.08
Restaurants	1,448	3.51
Other Food Service	536	1.30
Bars	130	0.32
Drug Stores	210	0.51
Liquor Stores	77	0.19
Specialty Stores	1,310	3.18
Catalog and Direct Sales	168	0.41
Banks and Financial Institutions	1,907	4.62
Insurance Carriers	33	0.08
Insurance Agents and Brokers	802	1.94
Real Estate	1,204	2.92
Hotels and Lodging	226	0.55
Dry Cleaning and Laundry	181	0.44
Beauty and Barber Shops	758	1.84
Other Personal Service	633	1.53
Advertising	125	0.30
Computer Services	389	0.94
Other Business Services	1,072	2.60
Auto Repair/Services	890	2.16
Miscellaneous Repair Services	317	0.77
Motion Pictures	189	0.46
Entertainment and Recreation Services	713	1.73
Health and Medical Services	8,453	20.49
Hospitals	868	2.10
Legal Services	733	1.78
Primary and Secondary Education	527	1.28
Colleges and Universities	165	0.40
Social Services	1,636	3.97
Child Care Services	268	0.65

Chemicals	1,526	0.29
Petroleum Refining	231	0.04
Rubber and Plastics	2,701	0.51
Leather Manufacturing	1	0.00
Stone, Glass, and Concrete	1,500	0.28
Metals Fabrication	7,676	1.45
Machinery and Equipment Manufacturing	22,214	4.20
Transportation	7,396	1.40
Travel Services	377	0.07
Transport Services	558	0.11
Communications	2,002	0.38
Utilities	8,688	1.64
Durables Wholesale	9,299	1.76
Non Durables Wholesale	4,767	0.90
Building Materials, Hardware and Garden	5,450	1.03
General Merchandise Stores	8,800	1.67
Food Markets	7,391	1.40
Convenience Stores	1,112	0.21
Other Food Stores	3,095	0.59
Auto Dealers and Gas Stations	9,194	1.74
Clothing Stores	3,242	0.61
Furniture Stores	1,630	0.31
Home Furnishings	7,409	1.40
Electronics and Computer Stores	1,241	0.23
Music Stores	190	0.04
Restaurants	28,391	5.37
Other Food Service	7,979	1.51
Bars	1,096	0.21
Drug Stores	2,767	0.52
Liquor Stores	378	0.07
Specialty Stores	9,977	1.89
Catalog and Direct Sales	473	0.09
Banks and Financial Institutions	8,966	1.70
Insurance Carriers	161	0.03
Insurance Agents and Brokers	3,986	0.75
Real Estate	7,679	1.45
Hotels and Lodging	3,631	0.69
Dry Cleaning and Laundry	864	0.16
Beauty and Barber Shops	3,560	0.67
Other Personal Service	2,948	0.56
Advertising	1,037	0.20
Computer Services	4,642	0.88
Other Business Services	9,471	1.79
Auto Repair/Services	7,716	1.46
Miscellaneous Repair Services	1,693	0.32
Motion Pictures	948	0.18
Entertainment and Recreation Services	7,808	1.48
Health and Medical Services	76,947	14.57
Hospitals	62,039	11.74
Legal Services	3,310	0.63
Primary and Secondary Education	22,994	4.35
Colleges and Universities	37,403	7.08
Social Services	14,036	2.66
Child Care Services	2,782	0.53

Museums and Zoos	73	0.18
Membership Organizations	1,523	3.69
Professional Services	1,500	3.64
Government	934	2.26
Unclassified Establishments	1,895	4.59

Museums and Zoos	571	0.11
Membership Organizations	9,012	1.71
Professional Services	13,628	2.58
Government	18,870	3.57
Unclassified Establishments	3,989	0.76

Total Businesses by NAICS(2019)		
	TOTAL	%
Agriculture, Forestry and Fishing	263	0.64
Agricultural Services	0	0.00
Coal and Ore Mining	10	0.02
Oil and Gas	5	0.01
General Construction	1,914	4.64
Heavy Construction	120	0.29
Food Manufacturing	116	0.28
Beverage and Tobacco Products	40	0.10
Textile Mills	1	0.00
Textile Products	9	0.02
Apparel Manufacturing	1	0.00
Leather Manufacturing	1	0.00
Wood Products	31	0.08
Paper Manufacturing	15	0.04
Printing and Publishing	107	0.26
Chemicals	39	0.09
Petroleum and Coal Products	12	0.03
Rubber and Plastics	41	0.10
Stone, Glass, and Concrete	31	0.08
Primary Metal Manufacturing	28	0.07
Metals Fabrication	300	0.73
Machinery and Equipment Manufacturing	142	0.34
Computers and Electronics	52	0.13
Electrical Equipment and Appliances	30	0.07
Transportation Equipment	53	0.13
Furniture Manufacturing	60	0.15
Miscellaneous Manufacturing	181	0.44
Communications	206	0.50
Utilities	39	0.09
Durables Wholesale	680	1.65
Non Durables Wholesale	228	0.55
Electronic Markets and Brokers	21	0.05
Motor Vehicle and Parts Dealers	561	1.36
Furniture and Home Furnishings	218	0.53
Electronics and Appliances	320	0.78
Building Materials, Hardware and Garden	379	0.92
Food and Beverage Stores	543	1.32
Health and Personal Care Stores	467	1.13
Gasoline Stations	274	0.66
Clothing and Clothing Accessories	484	1.17
Sporting Goods/Hobby/Book/Music Stores	332	0.80
General Merchandise Stores	255	0.62
Miscellaneous Store Retailers	706	1.71
Nonstore Retailers	171	0.41
Warehousing/Storage, Postal/Courier Service	113	0.27
Publishing	98	0.24

Total Employees by NAICS(2019)		
	TOTAL	%
Agriculture, Forestry and Fishing	1,386	0.26
Agricultural Services	0	0.00
Coal and Ore Mining	73	0.01
Oil and Gas	24	0.00
General Construction	12,897	2.44
Heavy Construction	774	0.15
Food Manufacturing	1,637	0.31
Beverage and Tobacco Products	849	0.16
Textile Mills	1	0.00
Textile Products	42	0.01
Apparel Manufacturing	5	0.00
Leather Manufacturing	1	0.00
Wood Products	354	0.07
Paper Manufacturing	568	0.11
Printing and Publishing	2,772	0.52
Chemicals	1,590	0.30
Petroleum and Coal Products	231	0.04
Rubber and Plastics	2,634	0.50
Stone, Glass, and Concrete	1,500	0.28
Primary Metal Manufacturing	839	0.16
Metals Fabrication	8,559	1.62
Machinery and Equipment Manufacturing	3,701	0.70
Computers and Electronics	2,075	0.39
Electrical Equipment and Appliances	1,520	0.29
Transportation Equipment	9,566	1.81
Furniture Manufacturing	740	0.14
Miscellaneous Manufacturing	3,628	0.69
Communications	1,107	0.21
Utilities	8,216	1.56
Durables Wholesale	9,138	1.73
Non Durables Wholesale	4,487	0.85
Electronic Markets and Brokers	266	0.05
Motor Vehicle and Parts Dealers	7,441	1.41
Furniture and Home Furnishings	8,357	1.58
Electronics and Appliances	2,988	0.57
Building Materials, Hardware and Garden	5,371	1.02
Food and Beverage Stores	9,719	1.84
Health and Personal Care Stores	4,892	0.93
Gasoline Stations	1,747	0.33
Clothing and Clothing Accessories	3,708	0.70
Sporting Goods/Hobby/Book/Music Stores	2,961	0.56
General Merchandise Stores	8,800	1.67
Miscellaneous Store Retailers	4,992	0.94
Nonstore Retailers	525	0.10
Warehousing/Storage, Postal/Courier Service	1,152	0.22
Publishing	1,488	0.28

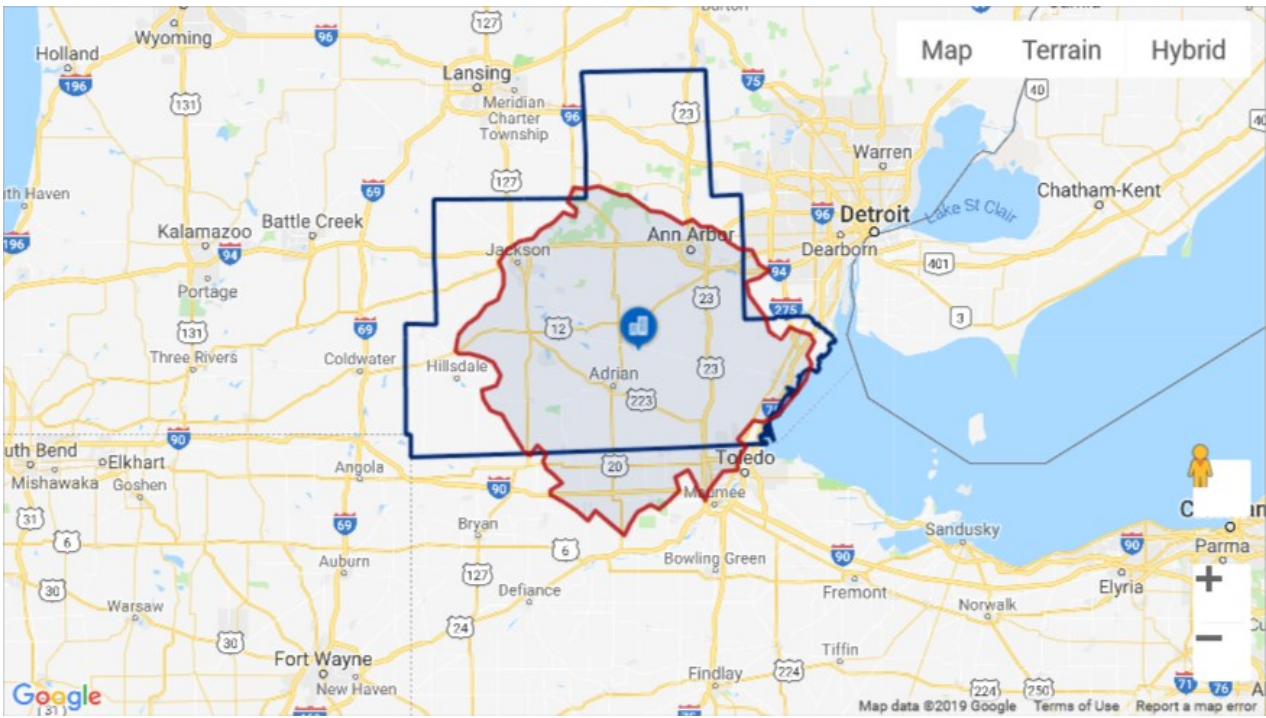
Software Publishers	107	0.26	Software Publishers	2,178	0.41
Motion Pictures and Video	51	0.12	Motion Pictures and Video	197	0.04
Movie Theaters	16	0.04	Movie Theaters	246	0.05
Broadcasting	51	0.12	Broadcasting	882	0.17
Data Processing/Hosting	77	0.19	Data Processing/Hosting	855	0.16
Other Information Services	119	0.29	Other Information Services	2,379	0.45
Banking	1,879	4.56	Banking	8,661	1.64
Insurance Carriers	830	2.01	Insurance Carriers	4,109	0.78
Real Estate	1,193	2.89	Real Estate	7,117	1.35
Rental and Leasing	276	0.67	Rental and Leasing	1,234	0.23
Legal Services	785	1.90	Legal Services	3,720	0.70
Accounting	386	0.94	Accounting	2,482	0.47
Agricultural and Engineering	347	0.84	Agricultural and Engineering	3,870	0.73
Specialized Design	139	0.34	Specialized Design	502	0.10
Computer Systems Design	140	0.34	Computer Systems Design	1,332	0.25
Management/Scientific/Technical Consulting	530	1.28	Management/Scientific/Technical Consulting	3,764	0.71
Scientific Research and Development	162	0.39	Scientific Research and Development	1,832	0.35
Advertising and Public Relations	172	0.42	Advertising and Public Relations	1,716	0.32
Other Professional/Scientific/Technical Services	507	1.23	Other Professional/Scientific/Technical Services	3,359	0.64
Company and Enterprise Management	36	0.09	Company and Enterprise Management	365	0.07
Administrative and Support	1,015	2.46	Administrative and Support	7,759	1.47
Waste Management and Remediation	71	0.17	Waste Management and Remediation	713	0.13
Elementary and Secondary Schools	522	1.27	Elementary and Secondary Schools	22,880	4.33
Colleges and Universities	165	0.40	Colleges and Universities	37,403	7.08
Business Schools, Computer and Management Training	13	0.03	Business Schools, Computer and Management Training	82	0.02
Technical and Trade Schools	36	0.09	Technical and Trade Schools	219	0.04
Educational Services	384	0.93	Educational Services	3,247	0.61
Physician Offices	3,805	9.22	Physician Offices	52,650	9.97
Dental Offices	717	1.74	Dental Offices	4,393	0.83
Other Health Practicioners	4,207	10.20	Other Health Practicioners	8,160	1.54
Outpatient Care	299	0.72	Outpatient Care	13,260	2.51
Medical and Diagnostic Laboratories	89	0.22	Medical and Diagnostic Laboratories	1,187	0.22
Home Health Care Services	197	0.48	Home Health Care Services	6,587	1.25
Ambulatory Services	312	0.76	Ambulatory Services	5,763	1.09
General Medical and Surgical Hospitals	41	0.10	General Medical and Surgical Hospitals	37,866	7.17
Psychiatric and Substance Abuse Hospitals	39	0.09	Psychiatric and Substance Abuse Hospitals	1,563	0.30
Other Hospitals	7	0.02	Other Hospitals	158	0.03
Nursing and Residential Care	249	0.60	Nursing and Residential Care	10,906	2.06
Individual and Family Services	656	1.59	Individual and Family Services	4,973	0.94
Community Relief Services	13	0.03	Community Relief Services	138	0.03
Vocational Rehabilitation	93	0.23	Vocational Rehabilitation	2,940	0.56
Child Care Services	268	0.65	Child Care Services	2,782	0.53
Performing Arts	57	0.14	Performing Arts	483	0.09
Spectator Sports	14	0.03	Spectator Sports	179	0.03
Performing Arts/Sports Promoters	40	0.10	Performing Arts/Sports Promoters	215	0.04
Agents and Managers	2	0.00	Agents and Managers	8	0.00
Indpendent Artists/Writers/Performers	66	0.16	Indpendent Artists/Writers/Performers	1,157	0.22
Museums, Zoos, Historical Sites	132	0.32	Museums, Zoos, Historical Sites	2,161	0.41
Amusement, Gambling, and Recreation	211	0.51	Amusement, Gambling, and Recreation	2,978	0.56
Fitness Centers	186	0.45	Fitness Centers	1,804	0.34
Accomodations	226	0.55	Accomodations	3,631	0.69
Food Services and Drinking Places	2,161	5.24	Food Services and Drinking Places	38,292	7.25
Repair and Maintenance Services	981	2.38	Repair and Maintenance Services	8,006	1.52

Personal Care Services	1,367	3.31
Death Care Services	131	0.32
Religious/Civic/Professional Organizations	1,745	4.23
Public Administration	935	2.27

Personal Care Services	6,244	1.18
Death Care Services	744	0.14
Religious/Civic/Professional Organizations	11,448	2.17

Total Employees by Occupation(2019)		
	TOTAL	%
Executive, Managers, and Administrators	41,404	7.84
Protective Services	7,393	1.40
Farming, Forestry, and Fishing	1,031	0.20
Business and Financial Operations	13,261	2.51
Computer and mathematical occupations	5,520	1.04
Architecture and engineering	5,322	1.01
Life/Physical/Social Science occupations	2,672	0.51
Community and Social Services	11,621	2.20
Legal	3,463	0.66
Education/Training/Library	43,221	8.18
Health Diagnosing and Treating Practitioners	43,333	8.20
Health Technologists/Technicians	18,543	3.51
Healthcare support	24,937	4.72
Food Preparation/Serving	27,940	5.29
Building and Grounds maintenance	20,039	3.79
Personal care and service	23,869	4.52
Sales	52,205	9.88
Office and Administrative support	66,891	12.66
Construction and Extraction	21,905	4.15
Installation/Maintenance and Repair workers	17,063	3.23
Production Workers	35,153	6.65
Transportation Workers	18,855	3.57
Material Moving	12,883	2.44

Source: Applied Geographic Solutions, 2019



Map Terrain Hybrid